

PRESRV™

PRO BEVERAGE
COOLER

SINGLE ZONE



Always be entertaining with our Presrv™ Pro Beverage Cooler. Features include a stylish door design with wider frame and beveled edges, pro-style handle with lock and a retractable quarter-shelf that gives you the flexibility to display taller bottles such as water, 2-liter bottles of soda, or

champagne. New enhancements include mood-setting LED light strips in three colors and four light levels. Plus professional-kitchen good looks to go with all of your other pro-style appliances — it all adds up to the beverage cooler of your dreams.

ZEPHYR
ZEPHYRONLINE.COM



Retractable Quarter-Shelf



Wide Frame Door with Beveled Edges



Door Lock in Pro-Style Handle

How Presrv™ Stands Out:

34°

PreciseTemp™
Multiple internal sensors help maintain accurate temperatures



Vibration Dampening System
Noise and vibration is reduced to minimize wine disturbance



Active Cooling Technology
An on-board computer controls active cooling fans to provide temperature stability and even cooling



3-Color LED Lighting
Available in Cloud White, Deep Blue and Amber

MODEL

Pro Beverage Cooler PRPB24C01BG

Size 24"
Dimensions 23-7/8"W x 33-7/8"H x 23-5/8"D
Weight 110lbs.
Installation Type Compact / Built-in / Freestanding
Refrigerant Type R600a

FEATURES

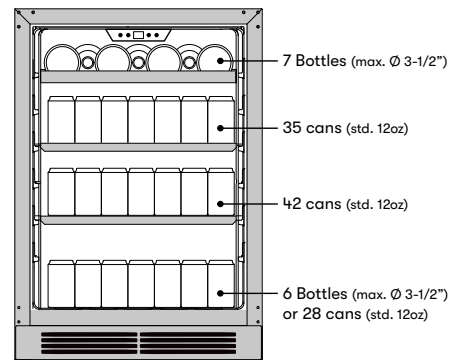
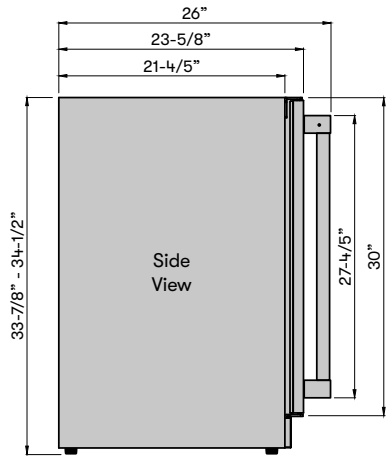
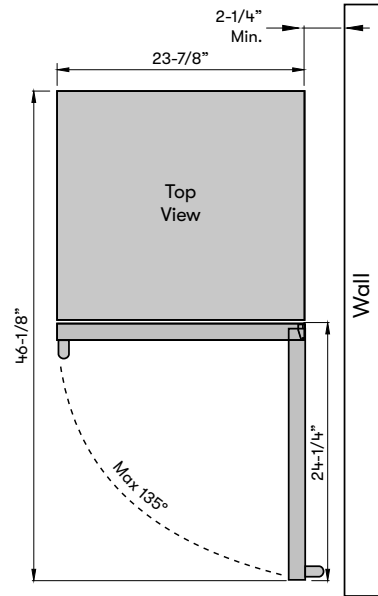
Capacity 13 bottles (750 ml), 77 12oz cans or 7 bottles (750 ml), 105 12oz cans
Volume 5.6 cu/ft
Temperature Range 34° - 50° F
Sound Level 39 dBA
Door Finish 304-grade Stainless + Glass
Cabinet Finish Black
Interior Finish Black
Field-Reversible Door Yes
Zero-Clearance Door Hinge Yes
Door Glass Dual-pane, Low-e Argon-filled*
Shelving - Wood 1 full-extension, black wood rack w/ stainless trim
Shelving - Beverage 1 adjustable, transparent-gray glass retractable quarter-shelf
 1 adjustable, transparent-gray glass shelf w/ airflow openings
Controls 3-Color Electronic Touch
Lighting 3-Color LED Light Strips
 Cloud White, Deep Blue, Amber
Four Light Levels Yes
Door Open Alarm Yes, after 3 minutes
Door Lock Yes
Sabbath Mode Yes
Air Filtration Yes, w/ carbon filter
PreciseTemp™ Yes
Active Cooling Technology Yes
Vibration Dampening System Yes


AC POWER 115V, 60Hz at Max. 1.0A

OPTIONAL ACCESSORIES

Standard Glass Shelf 50150015

WARRANTY 2 years parts, 2 years labor
 5 years compressor



 *Dual-pane, argon-filled glass improves insulation to minimize heat exchange and increases soundproofing characteristics. The Low-e coating helps minimize the amount of UV and infrared light that passes through the glass door.

Transforming the Kitchen through Design, Discovery, and Care

Specifications subject to change, check zephyronline.com for up-to-date information.
 Zephyr | 2277 Harbor Bay Parkway, Alameda, CA 94502 | 888.880.8368

NOV23.0101

